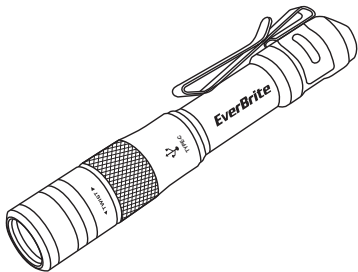


E101120A  
E101121A  
E101122A

# ***EverBrite***

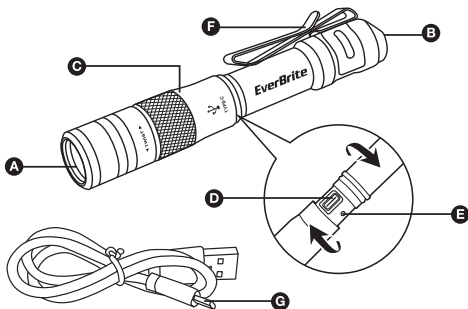
## **MINI RECHARGEABLE PENLIGHT**



### **USER MANUAL**

Thank you for purchasing EverBrite pen light, please read this manual carefully before use, and keep it for future reference!

## IN THE BOX




Part	Description
A	Osram LED
B	Tail Switch (ON/OFF)
C	Aluminum Body
D	Charging Port (Type C)
E	Charge Indicator
F	Pocket Metal Clip
G	TYPE C-USB Charging Cable

When unpacking the box do not discard any packaging materials until all of the contents are accounted for:

1. 1 x Rechargeable Mini Pen Lights
2. 1 x TYPE C-USB Charging Cables
3. User Manual

## PARAMETER DESCRIPTION

Dimensions	Φ18 x 112mm / Φ0.71 x 4.41in.
Weight	50g / 1.76oz
Material	Aluminium Alloy Steel
LED Life	50,000 hours or more
Battery	Built-in 1 x 3.7V 10440-350mAh rechargeable lithium battery, charged with standard mobile phone charger ( Max 5V === 0.5A )
Working Hours	Max 6.5 hours
Charging Port	TYPE-C Charging Port (Max 5V === 0.5A)
Charging Time	Around 1 hour

	High	Medium	Low	Strobe
 Brightness (LM)	300LM	150LM	20LM	/
 Run Time (hrs)	1H	2.5H	6.5H	/
 Beam Distance(m)	60M	50M	20M	/

The above-mentioned parameters tested based on ANSI FL1-2009 standard, may vary between lights, batteries and environments.

## OPERATING INSTRUCTIONS

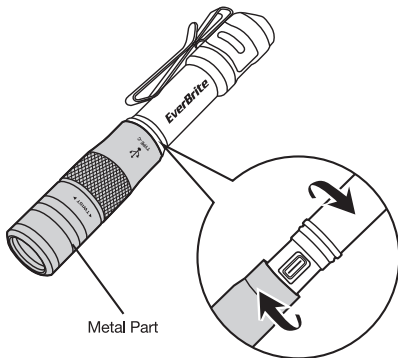
### 1. Charging the Pen Light

Please turn off the mini pen light before charging.

Rotate the Metal Part (as below photo) and charge your pen light with supplied cable or other Type-C USB cable.

Connect it to any 5V USB port such as power adapter, power bank, computer USB port etc.

- **Charging: RED** lights
- **Fully Charged: BLUE** lights
- **Charging Time:** Around 1 hour



## 2. Operate the Pen Light

Press the Tail Switch Button B to cycle through four brightness modes: **High - Medium - Low - Strobe - Power Off.**



### NOTE:

- ① Do not operate the pen light while charging. The pen light does not work when plugged into charge.
- ② The pen light memorizes the last brightness level.
  - Under any mode, press and hold the tail switch button B more than 2 seconds to turn off the pen light directly.
  - The next time it is turned on, it will recall the previously used brightness level.

## USAGE AND MAINTENANCE

- Battery comes 50 - 80% charged so it can be used right away, however it is recommended that you fully charge the battery when received.
- Once fully charged, be sure to disconnect the USB charging cable.
- Recharge a stored battery every three months to maintain optimum performance of the battery.
- Do NOT attempt to open battery.
- Do not operate the product in explosion hazardous areas or in aggressive environments.

## WARNING

1. The pen light project a very bright beam of light and can cause eye damage to the user or others. Avoid shining the pen light directly into anyone's eyes.
2. THE PEN LIGHT IS NOT TOY - not recommended for use by children without supervision. Keep out of reach of children.
3. Never dispose of the lithium battery in fire, as they may leak and explode.
4. Dispose according to local, state, or federal regulations.
5. Any changes or modifications to this pen light not expressly approved by the party responsible for compliance could void the user's authority to operate the equipment.

## ENVIRONMENTAL PROTECTION



Do not dispose with domestic waste. Use special collection points for sorted waste. Contact local authorities for information about collection points. If the electronic devices would be disposed on landfill, dangerous substances may reach groundwater and subsequently food chain, where it could affect human health.



Distributed by:  
Hangzhou GreatStar Industrial Co., Ltd  
No.35 Jiuhuan Road, Jiubao Town,  
Hangzhou 310019, China  
[www.everbrite-lighting.com](http://www.everbrite-lighting.com)

Made in China